

Ontario College Application Workshop

2022 / 2023

ontariocolleges.ca

Welcome!


Congrats!! Exciting times lie ahead!

- This slideshow will be available to review on the SDSS Class of 2023 Google Classroom and on our webpage, under the Gr. 12 Info tab.
- Specific questions? Please book an appointment through teach assist.
 - **Thank you for your attention during our workshop!**

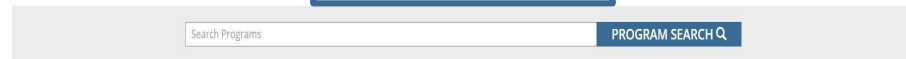
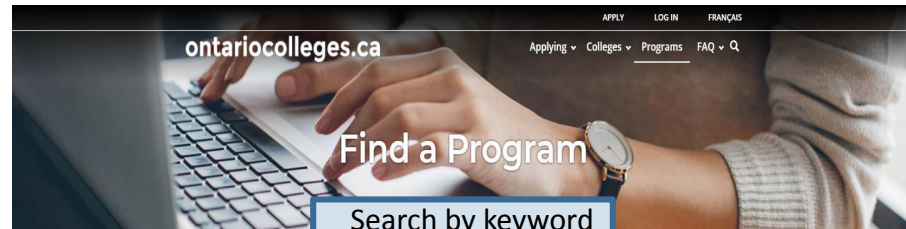
Get prepared, stay informed, apply on time!

Research Colleges and Programs

Go to: [Ontario Colleges](https://ontariocolleges.ca)



Click any college name
to start exploring.



Search by category

Search for Programs

[Home](#) | [Programs](#)

Nursing



PROGRAM SEARCH 🔍

Filter by: Results: 1 - 20 of 273

College ▾

Campus ▾

Program Category ▾

Start Date ▾

Credential ▾

Language of Instruction ▾

Program Availability ▾

Program Level ▾

Program Type ▾

Program Delivery ▾

Highly Competitive ▾

Practical Nursing (1704X01F) ▾

Algonquin ▾

Practical Nursing (1704X01F) ▾

Algonquin | Woodroffe Campus | Full Time | Sep 2018 | Open | [Website](#) 🔗

Practical Nursing (1704X01F) ▾

Algonquin | Woodroffe Campus | Full Time | Jan 2019 | Open | [Website](#) 🔗

Practical Nursing (1704X01F) ▾

Algonquin | Woodroffe Campus | Full Time | Jan 2018 | Waitlisted | [Website](#) 🔗

Practical Nursing (1704X01F) ▾

Algonquin | Woodroffe Campus | Full Time | Sep 2017 | Closed | [Website](#) 🔗

Refine your search results by College, Campus, Program Category, Start Date, Credential, Highly Competitive and more.

Prepare To Apply... Important Dates

Fall 2022: Online Application Opens

- 2022 / 2023 application opens at ontariocolleges.ca.

November 1, 2022: Earliest Offer Date

Earliest date that colleges **may** release offers to applicants. Offers will continue to be issued until programs are filled or wait lists are established.

February 1, 2023: Equal Consideration Date

- Applications **received and paid for on or before this date** are considered equally by the colleges. It is critical to apply to highly competitive programs by this date. Applications are still processed after this date, but are considered on a first-come, first-served basis by the colleges.

May 1, 2023: Confirmation Deadline

- Most offers of admission must be confirmed by this date. The colleges will determine the due date to confirm offers made after May 1. Check your offer package to find out the expiry date of your offer of admission.

June 2023: Tuition Deposit Due

- The colleges require payment of a tuition deposit in mid-June to secure your spot in your program. Each college sets its own tuition deposit amount and payment deadline. This information will be communicated to you by the college.

* Please note that the above dates apply to programs beginning in the fall of 2023. Contact the colleges for deadlines for other start dates.

Important Info About the Application

- The application processing fee is **\$110** (non-refundable).
- OCAS allows you to apply to **5 program choices**, with **no more than 3** at any one college.
- All program choices must start within the same academic year (September – August).
- Your username is **permanent**. It will not change if you update your contact email address.
- Your password must be between **8 and 14 characters** in length. **DO NOT** create more than one account.
- You cannot change your first name, last name, date of birth, OEN number or academic data. If there are problems with your grades, please connect with your Guidance Counsellor immediately.

To complete your application, you'll need:

- Your complete home mailing address, including your postal code.
- Your Ontario Education Number (OEN) and Student Number, found on your high school report card, or transcript.
- A valid email address (**do NOT use your GAPPS email**). The colleges use email to communicate with you about your application and offers of admission. *Check your email regularly!*
- Your payment ready (e.g. credit card)

Apply Online: Go to the ontariocolleges.ca website

The image is a screenshot of the ontariocolleges.ca website. The background is a warm-toned photograph of a young woman with glasses looking at a laptop. The website header includes the logo 'ontariocolleges.ca by OCAS' on the left and navigation links 'Applying', 'Colleges', 'Programs', and 'FAQ' on the right. A blue button labeled 'APPLY / LOG IN' is in the top right corner, with a 'FRANÇAIS' link next to it. A blue arrow points from the 'APPLY / LOG IN' button to two callout boxes. The first box, titled 'New Users', explains that first-time applicants will 'APPLY'. The second box, titled 'Returning Users', explains that users with existing accounts will 'LOG IN'. A large white button with the text 'APPLY NOW' is centered on the page. Below it, a link says 'Already have an account? Log in.'. A blue banner at the bottom of the page states 'AVAILABLE NOW – Programs starting August 2022 - July 2023'.

ontariocolleges.ca by OCAS

Applying ▾ Colleges ▾ Programs ▾ FAQ ▾ Q

APPLY / LOG IN FRANÇAIS

New Users
If you've never applied through ontariocolleges.ca before, you will **APPLY**.


Returning Users
If you have an existing account, you will **LOG IN**.

APPLY NOW

Already have an account? [Log in](#).

AVAILABLE NOW – Programs starting August 2022 - July 2023

Create an Account



New User

Account Details

Legal First / Given Name

Legal Name (as it appears on your health card or passport)

Legal Last / Family Name

Legal Name (as it appears on your health card or passport)

Email Address

This will be your email to sign in to your account.

Password

Use 8 or more characters with a mix of uppercase, lowercase, numbers, and symbols.

Confirm Password

Security Questions

Please select 3 unique security questions and provide an answer to each. In the event that you need to call our support staff, these questions and answers will be used to verify your identity.

Fill in this information carefully.

You can only make changes to your first name, last name and date of birth by contacting ontariocolleges.ca.

Password Requirements

8 or more characters consisting of uppercase, lowercase, numbers and symbols.

Please provide a valid non-YRDSB email address.

ontariocolleges.ca and the colleges will use it to communicate important information about your application.

An account activation email will be sent to the email address you entered when you created your account.

Click the link in the email to activate your account.

How to Apply - Video Tutorial

The screenshot displays the homepage of the Ontario Colleges website. At the top, the URL 'ontariocolleges.ca' is visible on the left, and a user profile 'Welcome Sarah' with a notification bell and a 'Français' link is on the right. A large banner image of a student working is in the background, with the text 'Start Applying' overlaid in the center.

Below the banner, a section titled 'When would you like to go to college?' features two date range selectors: 'Before Jul. 31, 2020' and 'After Jul. 31, 2020'. The 'After Jul. 31, 2020' option is selected and highlighted in blue. Below these selectors, a note states: 'If you start school after Jul. 31, 2020 you will want to apply for the 2020-2021 application cycle that includes all programs starting between Aug. 1, 2020 and Jul. 31, 2021.'

Under this note, a light blue box highlights the '2020-2021' application cycle. Inside this box, there is a calendar icon, the dates 'Aug. 1, 2020 - Jul. 31, 2021', and a blue button labeled 'Apply Now!'. On the left side of the page, a vertical navigation menu contains icons and labels for 'Home', 'Profile', 'Apply', and 'Docs'.

Your Profile



Before you can begin your application, we need you to **tell us about yourself!**

Personal Information

Enter your personal and contact information.

Get Started



Education

Tell us which schools and programs you have attended.

Get Started



Personal Information – Basic demographic info, including legal name, date of birth, address etc.

Education – Basic Canadian high school info that you self-declare.

Profile Complete!



Once you have set up your profile, a checkmark will appear.

Click on **Start Applying!**

Start Applying!

ontariocolleges.ca

Welcome Sarah

Français

Your Profile

 Your profile is complete! You're ready to [Apply To College!](#) 



Home

Profile

Apply

Docs

Personal Information

Sarah Jourdain

 Jul. 19, 1998

 sjourdain@gmail.com

 5197439783

 105 Chestnut Street, Kitchener

[Update Info](#)

Education

- ★ High School / GED Completed
- Trent University
- Kitchener Waterloo Collegiate And Vocational School

[Update Education](#)

Step One: Choose Programs



Application # 200075663

Program Search

You can select a maximum of 5 program choices, however **only 3** program choices can be from any single college.

Search Program:

Enter the code or title of the program you wish to search for.


If you don't know the exact program title, enter a word that you believe is part of the title.










Select the college you wish to apply to or search all colleges.

You may apply to a maximum of **FIVE** program choices with no more than **THREE** at any one college.

You cannot create additional accounts to apply to more programs.

Order Your Choices & Verify Details of Programs



#	Code	Title	College	Campus	Start Date	Delivery	Advanced Standing	
1	5850	PHARMACY TECHNICIAN	Centennial	Morningside	Sep. 2020	Full Time	No	 Remove
 2	407	PHARMACY TECHNICIAN	Mohawk	Inst. For Applied Health Sci.	Sep. 2020	Full Time	No	 Remove
 3	PTN1	PHARMACY TECHNICIAN	Fanshawe	London	Sep. 2020	Full Time	No	 Remove
 4	PPHTO	PHARMACY TECHNICIAN	Sheridan	Davis (Brampton)	Sep. 2020	Full Time	No	 Remove
 5	07731	PHARMACY TECHNICIAN	Humber	North	Sep. 2020	Full Time	No	 Remove

Use the arrows to change the order of your programs. **NOTE:** If you've selected all different institutions, the order does NOT matter. If you've selected multiple programs at one institution your ordering IS important.

Step 2: Order Transcripts



Application # 200075663

Your Transcripts

Your transcripts are a record of your grades and help the colleges determine your eligibility for admission to college. If you have attended a secondary or postsecondary institution, you are required to provide this information in your application.

SDSS automatically uploads your transcript to ontariocolleges.ca on your behalf for your midterms and finals in both semesters.

Step 3: Review Your Application



Application # 200075663

Personal Information

Sarah Jourdain

Jul. 19, 1998
 sjourdain@gmail.com
 5197439783 (Mobile)
 105 Chestnut Street, Kitchener

Review your application to ensure accuracy!

* Double check that you have chosen your desired start date as some programs have more than one intake period.

[Edit Transcripts](#)

☒ I confirm that all my information is accurate.

[Continue to Payment](#)

Continue to Payment

"I confirm that all my information is accurate."

Apply Today

Step 4: Payment



Application # 200075663

i All payments are non-refundable

Fees Outstanding:

Payment of the application fee is mandatory. The date ontariocolleges.ca receives your non-refundable application fee is considered the received date of your application. Once your application fee is received and processed, ontariocolleges.ca will release the application to your college choice(s).

Subtotal **\$110.00**

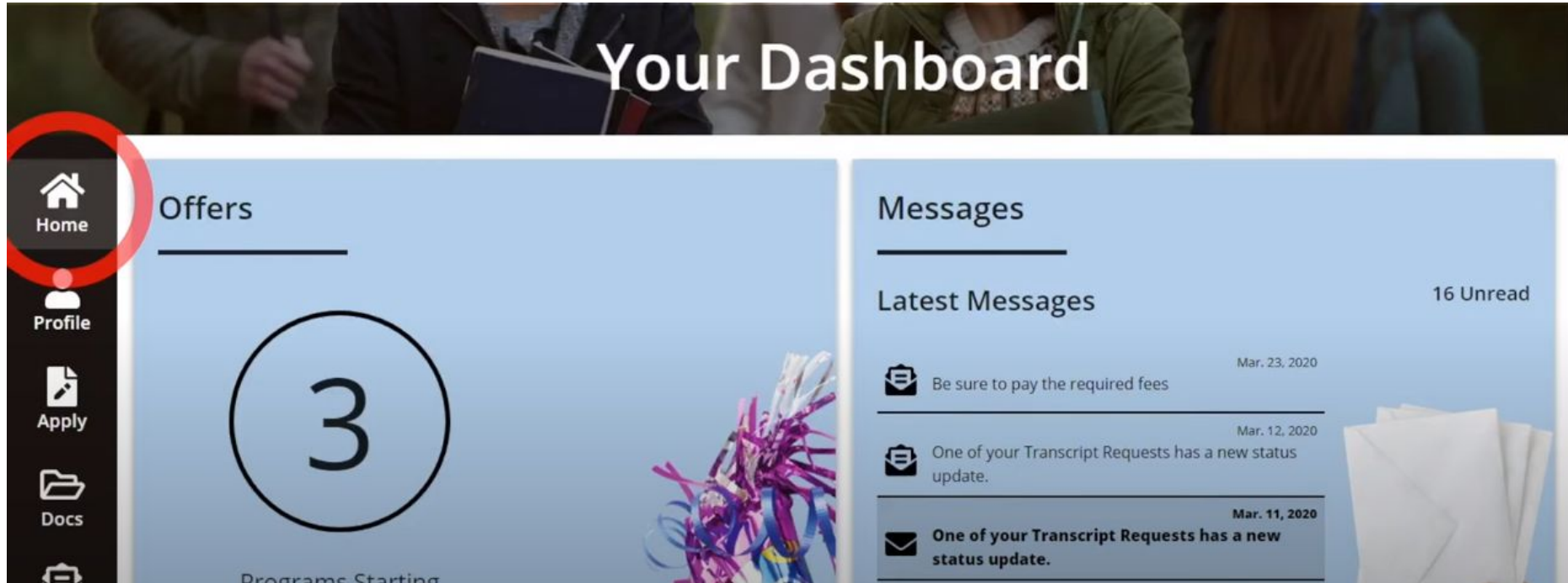
\$110.00 (non-refundable) for 5 program choices with a max. of 3 programs at any one college.

After You Apply – Next Steps

I've submitted my application. What's next?

- **Verify your grades.** If you're a current Ontario high school student, you'll need to log in to your account to verify your grades. We recommend checking the Education section after your midterm and final marks for semesters 1 and 2 have been submitted. If you notice an error, report it your guidance counsellor.
- **Update your application.** If you need to make changes to your application such as adding or removing a program, or update your account information, such as your address or phone number, log back in to your ontariocolleges.ca account. ontariocolleges.ca/en/faq#how-can-i-make-changes-to-my-application.
*SDSS would also appreciate knowing if your address changes, so please let our main office know.
- **Confirm your offer.** Colleges may begin sending out offers as early as November 1 and the deadline to accept an offer is May 1. The following slide explains how to view and confirm offers of admission.
- **Apply for financial aid.** Once you've confirmed an offer, it's time to start thinking about paying for college. There are many financial aid options available to you, including OSAP, scholarships, bursaries and grants. To learn more, check out our Paying for College page: ontariocolleges.ca/colleges/paying-for-college

View Your Dashboard - Select Home



Manage your application by reviewing your dashboard regularly:

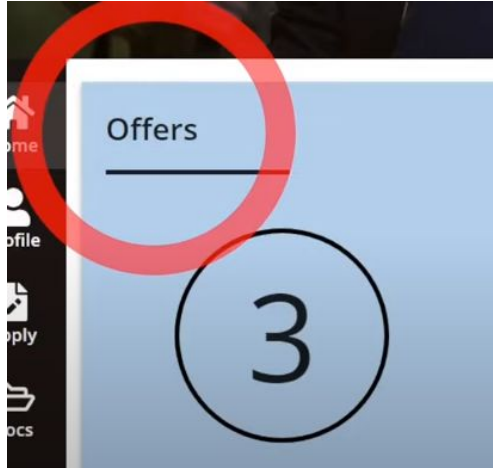
View Offers.

Read Messages.

Check Application Status.

See Supporting Documents.

View and Confirm Offers



Click on **Offers** to see your offers of admission.

Note: Offers can only be viewed after they are posted by the colleges.

Click **Confirm Offer** to accept an offer of admission. A confirmation email will be sent to your email address.

You may accept only ONE offer at a time and you may accept only ONE offer in a 24-hour period.

Changing An Accepted Offer

If, after accepting an offer, you change your mind or receive another offer that you prefer, you may accept the new offer (before the expiry date). The new acceptance will cancel your previous offer completely.

If you change your mind and want to accept the first offer, you will need to re-apply. Please be sure of your decision to accept/decline an offer.

Mobile App

Create an application

Log in to your application

Explore college programs

Add programs to a Favourites list



Add programs to your application

Request your transcripts

Pay for your application

View and confirm offers

Find it in the App Store and on Google Play



SDSS Helpful Hints

1. OSAP
2. Institution Portal / Intranet Site
3. Private School Marks
4. Conditional Offers
5. Supplementary Applications
6. Repeated, summer school, or upgraded courses

1. OSAP

- [OSAP](#) application will open in 2023.
- OSAP is comprised of government grants and loans (free money vs. money you need to pay back).
- Try out the [OSAP Aid Estimator](#) to see what you *could* be eligible for (*an estimate*).
- You will need to know the annual income of your household.
- ALL students should apply for OSAP.

2. Institution Portal / Intranet Site

- You should receive two emails from each college to which you apply:
 - 1st email: generic welcome email
(usually within 24 hours)
 - 2nd email: site specific login information
(usually within 7 school days)

Institution Portal / Intranet Site cont'd

**Regularly check each college site for
program specific messages, updates & requirements:**

- important due dates and deadlines
- program specific requirements
- language proficiency requirements
- scholarship and bursary applications
- tuition deposit and tuition payment information

3. Private School Marks

- Your counsellor should be informed about a private school course that you are taking.
- The private school **MUST** upload your course(s) and mark(s) onto your OCAS account.
- When you are finished your course(s), please have the institution mail Guidance your report cards so that we can update your academic data and ensure your graduation requirements are met.

4. Conditional Offers

- When you receive an offer, **it is conditional** upon the requirements as outlined by the college.
- This means that you must continue to work hard right through to the completion of your final course marks in June.
- Offers will be revoked if a student does not meet the outlined conditions.

5. Supplementary Applications

- **Some college programs require a supplementary application**, such as the CASPer for health care programs; portfolios for design/game development programs, as examples.
- Be sure to read all email communication (on the intranet site) from the colleges you've applied to in order to know whether there are additional requirements to your application.
- Be aware of the specific deadlines for any additional requirements!

6. Repeated, summer school, or upgraded courses

- Most schools accept these marks equally. Some schools (or highly competitive programs) do not.
- Please check the ontariocolleges.ca program page for specifics.

Use your resources

Google Classroom (code: **jm5jhwz**)

[SDSS Guidance *Grade 12 Info* webpage](#)

~ GOOD LUCK from the members of the
SDSS Guidance Department!